

**Skirting board  
PVC Line  
8596  
8598  
8580  
8582**

#### Description

PVC Line 8596, 8598, 8580 and 8582 are a range of shock-proof, foam PVC skirting boards. They are especially recommended for DIY use being so quick and easy to apply using specific adhesives (such as PP/96). The shape and soft backing material allow the board to adhere smoothly to any kind of support, even when not perfectly flat. They come in a variety of colours.

#### Materials

##### Foam PVC

Foam PVC compound, lead-free, self-extinguishing. Stabilised, eco-compatible, based on Ca-Zn salts.

#### Fixing

##### Fixing with PP/96 type adhesive

Remove the skirting board from the packaging.

Where present, also remove any protection (protective and/or shrink-wrapped film) added to protect the finish. Measure the length required and cut the skirting board to this length using an appropriate tool.

Place the skirting board, cut to the right length, in position and fix it to the support with a suitable adhesive (such as PP/96), making sure that the support is free of dirt and perfectly clean.

Press and hold evenly along the length of the skirting board to make sure it bonds correctly to the surface.

#### Care and maintenance

Care and maintenance procedures for the materials used to make these profiles depends largely on the type of alloy and/or finish used.

The instructions provided below describe the operations to be performed on the profile to restore it as much as possible to its original condition. The purpose of this document is to provide as many general indications as possible to guide you on when and how to clean the product, but they should also be verified on a case-by-case basis.

It should be pointed out there are specific responsibilities in each part of the product's life cycle, starting from when it is installed the first time.

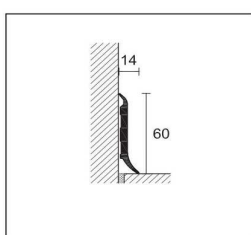
PVC- does not require special maintenance: it can be easily cleaned with colourless alcohol diluted in water or ordinary detergents.

#### Fire prevention measures

In the event of fire, use chemical fire extinguishers, dry sand or solid extinguishing agents.

**Notes:**

These profiles must be handled with caution, being careful to wear suitable gloves to prevent injury and/or cuts to the hands. The instructions and specifications provided here are the product of our experience but are only a guide, should not be considered exhaustive and must be confirmed by extensive practical applications. Profilpas declines any responsibility for damage to people or things resulting from improper use of the product. Users must establish for themselves if the product is suitable for the required used and they bear full responsibility for any incorrect installation of the material.

**8596 – 8598 – 8580 - 8582**


8596

**PVC LINE**

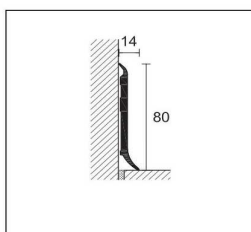
length = 250 cm - pack 40 pcs

**FOAM PVC**

H = 60 mm

ART.	decors		decors		decors	
8596	518	30800	531	30812	542	30824
	520	30802 *	532	30814	544	30826 *
	524	30804	533	30816	545	30828
	525	30806	534	30818 *	555	30830
	528	30808	536	30820	556	30832
	530	30810	540	30822	557	30834

no partial packaging



8598

**PVC LINE**

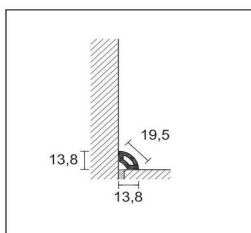
length = 250 cm - pack 40 pcs

**FOAM PVC**

H = 80 mm

ART.	decors		decors	
8598	555	30880	556	30882
	557	30884		

no partial packaging



8580

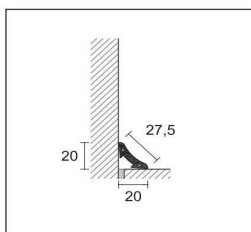
**PVC LINE**

length = 250 cm - pack 80 pcs

**FOAM PVC**

ART.	decors		decors	
8580	532	30764	555	30780
	542	30774	556	30782
	545	30778	557	30784

no partial packaging



8582

**PVC LINE**

length = 250 cm - pack 60 pcs

**FOAM PVC**

ART.	decors		decors	
8582	532	30714	555	30730
	542	30724	556	30732
	545	30728	557	30734

no partial packaging

\* Out of production items, available till end of stock

due to the printing, the colour shades can be slightly different from the real ones.

